



The South Wolds Academy
and Sixth Form

A Celebration of Lockdown
Project Work at KS3

Project Tasks and Student Creations

Art and Design Technology Task 1

Music Project

Computer Science Project

Personal Development Project

Art and Design Technology Task 2

Ethics and Philosophy Project

Drama Project



At school we have a room for First Aid and for people who are feeling anxious or upset to take a time out.

Lucy would like this room to be more aesthetically pleasing (look prettier) so we are setting a competition to have your work on display in her room.

We would like the artwork to be calming and provide students with something positive to think about.

You can paint a picture, make a poster on the computer, make a 3D sign or sculpture using things you have at home, you could sew something, papier-mâché- anything you want!

You could even design stickers or badges or anything you think would make people feel better. If you have a workshop or 3D printer at home, you could make a fidget toy or something 3D for students to interact with whilst taking a time out.

We are looking for about 3 hours work and creativity! Please don't just type a slogan with the first font you find and email it to us! Try and put some thought into it! If you do the work on computer, we can print it nice and big to frame at school. We can even print banners- there are no limits- use whatever skills you have.

The best work will be displayed in Lucy's room for everyone to see and will hopefully make many people's days just that little bit better. WE will also, of course, give out VIVOS and feature your work in our next newsletter.

To submit the work to us, either take a photograph of it (but keep the original to bring to school when we are back please) or email it to us, if it is possible for us to print it.

Art, Design and Technology Creative Task 1

Art, Design & Technology Project Work
Mental Health/Positivity Product (to use in our first aid/quiet room)



**Positive
Quote Box
& Worry Box**

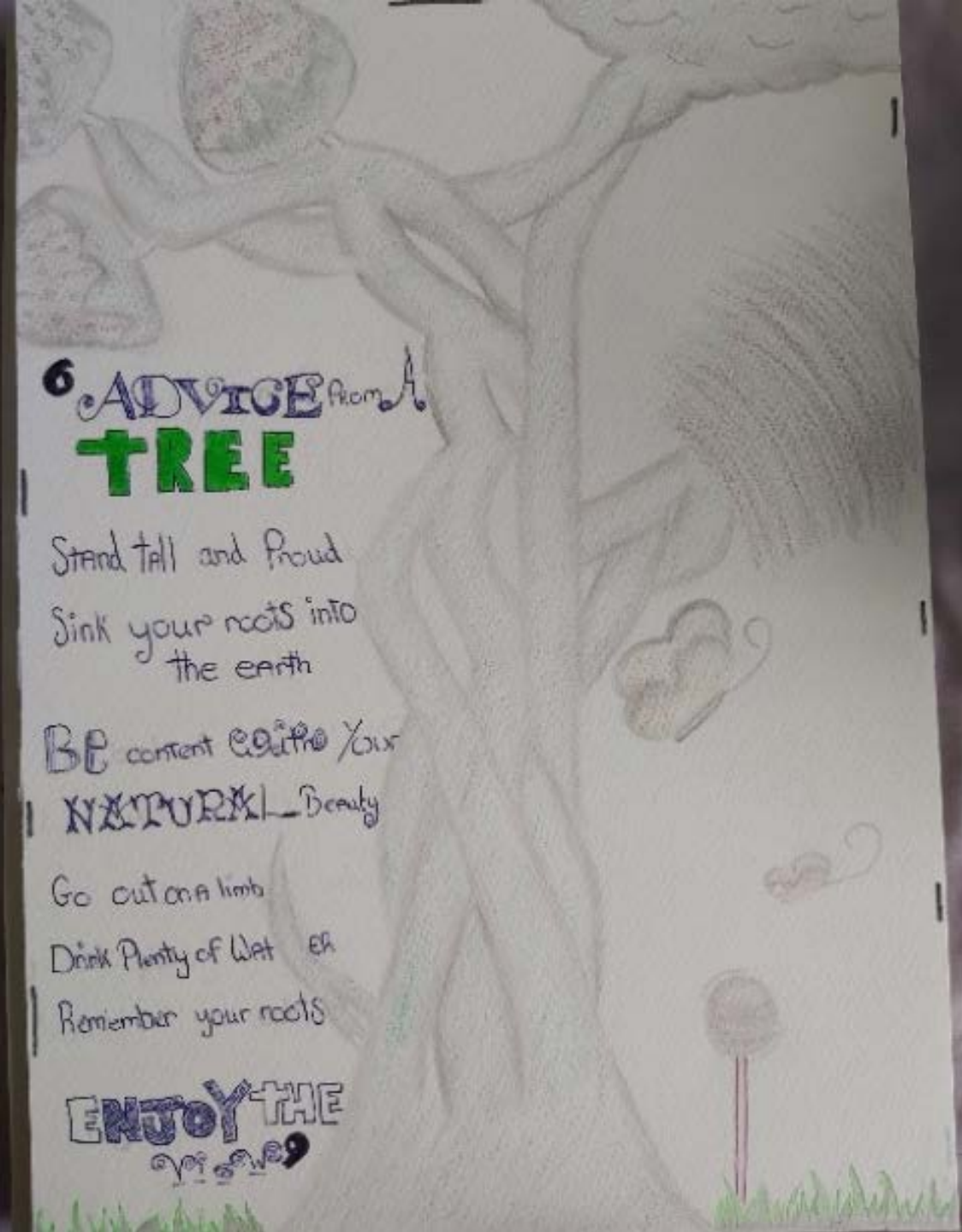


**By Hattie
in Year 7**



**3D, recycled materials maze game
By Joseph in Year 8**

Lovely tree illustration with calm statements
By Nyah in Year 8



Painted Stones and pebbles
By Ruby in Year 8



**Weird underwater psychedelic girl painting
By Sofia in Year 8**



I'm going to keep it simple for your music project. I would like you to record (with either video or just audio) yourself playing/performing some music and send it to me. I have spent (quite a few hours) this morning recording a couple of short songs on the '**Acapella**' app which some of you may have heard or seen recently as it allows for split screen performances allowing the musician to record different layers over the top. These 2 videos are below for you to watch and sadly yes I'm afraid you will be subjected to my singing voice! **(Click on the instruments below!)**

There is also a tutorial video that shows you how to use the app, there is a free version and a premium version, I have just used the free version which only allows for maximum 30 second long videos so don't feel it has to be any longer if you choose to use the Acapella app.

You may notice I have fashioned a few homemade instruments in one of the videos using an old tub and a few glasses with different amounts of water in them to alter the pitch. Please feel free to have a go at something like this. You may need to use an online tuner <https://tuner.ninja/> to help you figure out the pitch of each glass. The more water in a glass - the lower the pitch. I would suggest try and figure out the notes C D E and you will then be able to play various nursery rhymes and songs.

There is no expectation for you to use the Acapella app and you are welcome to record your performance using just the microphone on your phone or an alternative and you do not have to record video. If you have been experimenting with the **Bandlab** site or have been using Garageband you are welcome to use that also and send me the link or file of your track you have recorded.

So in conclusion - you can sing (Karaoke), play guitar, piano, drums, ukulele or even make your own instruments if you don't have any at home, Record it (about 30 seconds or longer) and send it to me. Be Creative and have fun with it, good luck!



Music Project



Year 7 Winners

Elia DB - Classical Guitar - This was a joy to listen to from Elia who is clearly excelling at the guitar, playing a complex classical guitar piece with an excellent sense of rhythm and virtuosity. Well done Elia and I look forward to hearing some more guitar when we are back in school.

[Elia DB Guitar piece - Click here](#)



Emma M - Bandlab - Back in March, year 7 were set a task using the online recording website Bandlab that works in much the same way as garageband, allowing students to create songs using a mixture of loops and their own musical ideas. Emma has really taken to this and since then I have received a number of compositions from Emma all with a variety of sounds and well thought out and developed musical ideas. Well done Emma, a future in the music technology world awaits!

[Emma M Bandlab Track - Click here](#)



Year 7 runners up - Alana, Jensen, Evie, Rowan, Libby, George, Holly C, Charlie C.

Year 8 winners

Lucy H - Best of me by the Foo Fighters - The two things that impressed the most with this, were not only Lucy's talent as a guitar player and singer, but also the time, effort and meticulousness that went into this. You can really hear that a lot of care has been taken to ensure the best quality of performance as well as recording quality. This was an absolute pleasure to listen to and I look forward to hearing some more songs from you in the future Lucy, well done!

Lucy H - Best of me by the Foo Fighters, vocals and guitar



Joseph CB - Bandlab - sci-fi song - Joseph is another student who has taken to the world of recording programs and software effortlessly. I have heard a number of his compositions now and each one becomes more highly developed and complex as they go on with a great sense of musicality. This one in particular caught my attention as I felt transported into a world of 1980's sci-fi with the use of synths and percussion. A pleasure to listen to Joseph and I look forward to the next one.

[Joseph CB - Sci-fi- Bandlab song - Click here](#)



Year 8 runners up - Max, Rebecca, Katie, Nyah Mai, Jacob, Isabella, Dylan M, Harry, Tia, Maisie, Chloe.

Project 1		Project 2
<p>Using Google Applied Digital Skills, I have found 3 lessons that you can follow to learn how to create</p> <ul style="list-style-type: none"> • a presentation using google slides • how to create a digital scrap book, using google slides • how to annotate text using google docs <p>All useful skills while we are learning from home!</p> <p>To join in follow the steps below:</p> <ol style="list-style-type: none"> 1. Go to g.co/AppliedDigitalSkills 2. Click 'Sign in' in the top right 3. Sign in with your Google account (school email) 4. Click 'I am a student' 5. Click 'Join a class' and enter class code xdtcz7 <p>The classes are self paced, and once you have logged in, you can get started!</p> <p>I can track what you have done on my teacher dashboard</p>	OR	<p>Choice A Hour of code</p> <p>Hour of Code</p> <p>Have a go at some of these dip in programming projects, you can get a lovely certificate at the end of each tutorial</p> <ul style="list-style-type: none"> • Minecraft [lots of sections] https://code.org/minecraft • Dance Party [2 sections] https://code.org/dance • Story telling with code https://hourofpython.trinket.io/storyteller#/welcome/1-start-here • AppLab https://studio.code.org/s/applab-intro/stage/1/puzzle/1
		OR
		<p>Choice B Amazon Future Engineer</p> <p>This is slightly more challenging</p> <p>Amazon Future Engineer</p> <p>Go to this website https://amazonpython.firetechcamp.com/ and create an account and join this class VAAYYZ then complete the programming challenges</p>
		<p>Choice C Tynker</p> <p>This is slightly more challenging, as you need to follow the instructions below carefully!</p> <p>Join the Y7 Project google classroom using this classroom code 4uaedfq then you can log into Tynker using these instructions</p> <p>Log in to tynker.com using your computer:</p> <ol style="list-style-type: none"> 1. Go to tynker.com 2. Sign in and choose Student 3. Click Google (log in with school email for your username) <p>Work your way through the programming projects!</p>

Or if these don't appeal to you...you could always start to teach yourself to type <https://www.typingclub.com/> [be warned, it's VERY addictive!]


Computer Science Project

Computer Science Project week

Year 7

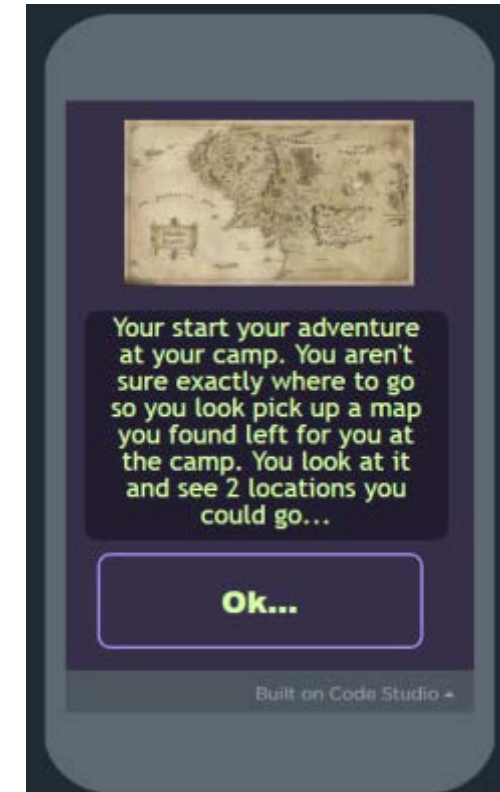

Jake D-P and Sam B did some brilliant Minecraft programming, Grace C-A made a game in Scratch and a special mention for Harriet F who has been doing lots of programming [not just for the project] and has made a chat bot and a game!

Emily M created a fantastic digital scrapbook of her favourite family memories, definitely something for her family to treasure!



Year 8

Oliver M and William A produced some fantastic digital scrapbooks of their favourite family holidays. Josh B and Fiazaan did some amazing programming challenges. And a special mention for Joseph C-B who persevered to make a brilliant game called 'CONQUEST'.



The PD projects have been used to help students to still learn the topics that they would have studied in lessons during the summer term.

Year 7 Personal Safety Topic

Year 7 students had a variety of videos to watch. Their main task was to make a poster to help educate fellow students about how to stay safe this summer.

They learnt about the dangers of:

- Being out in the sun
- Swimming in open water
- A fire in the home and having an evacuation plan
- Playing on railway/tram lines

Year 8 First Aid Topic

Year 8 students had a variety of videos to watch. Their main task was to make a first aid guide for 10 injuries, including

- Burns
- Asthma attack
- Unresponsive and not breathing
- Allergic reaction
- Poisoning

Personal Development Project

Winners/examples from PD project work



Evie J correctly identified items of a first aid kit



Anastacia R-M and Albert R wrote a summaries about how to stay safe this summer

Personal Safety

What are the dangers?

Fire: Smoke can get in your lungs

Roads: Crossing in front of buses just after the bus dropped you off could get you hit by the bus, crossing while on your phone could mean you get hit by oncoming traffic, playing football by the road could mean if the ball goes on the road someone would have to get it and possibly get hit by a car

Open water: Cold shock causes your body to stop working so you could drown

Railways or tramlines: You could get electrocuted, you could get hit by a train

What are the solutions?

Fire: You could get out of a window or crawl quickly under the smoke, closing doors behind you

Roads: Wait for the bus to leave before crossing, don't play on you phone whilst near the road, play football in a local park rather than by the road

Open water: Don't go to swim in a lake go to an open-air swimming pool because they are very cold

Railways or tramlines: Don't go on the rails unless there is a designated crossing area, where you still have to be careful

How will these help?

Fire: Leaving the house quickly will allow you to stay away from smoke

Roads: You won't get hit by the bus or cars you can't see, not going on your phone will allow you to concentrate on the road, the park is made for having fun and it is a lot safer than the pavement

Open water: Swimming pools are designed for people to play in water and there are lifeguards

Railways or tramlines: Not going on rails will make it a very small chance of getting hit

Oliver B created an informative first aid guide

First aid guide



if you have a burn run it under water for 10 mins if its really bad cover it in cling and go to hospital.



if someone is having a asthma attack get them to slow breathing down and take inhalour.



if someone not breathing call 999 shout for help and start cpr



allergic reaction they should be given there epipens and call 999



ask them what they taken and how much call 999



if they have been bite make sure they move away so don't get bite again and pull out stinger and cover with cream



if you get a cut press on cut to slow bleeding clean it and put plaster on it



if someone choking try clear blockage by whacking them on back or do the heimlich maneuver get help and call 999 if it doesn't work



get material put bed arm in it and tie behind the head

Key stage 3, 4 and 5 Careers work

To help continue students careers education, I have regularly set optional tasks for students to engage with.

These have included:

virtual talks by employers from all kinds of sectors (CEOs of businesses, authors, politics, sports scientists). Here is a virtual library of the talks to find out more:

<https://www.speakersforschools.org/inspiration/vtalks/vtalks-video-library/>

Virtual work experience opportunities have been organised by a local organisation, the YouNG project. Talks from local employers can be found on their youtube channel:

https://www.youtube.com/channel/UCvHUiOnQVWwIV-rzw1q_SJA

‘How to become...’ web articles have helped widen students awareness and understanding of the diversity of job roles within different industry sectors, eg transport and logistics, banking and finance, civil service, VFX artist etc. Here is the list of all articles to find out more:

<https://successatschool.org/advice/152>

Careers work

THE D+T MONSTER CHALLENGE



It's a bit scary at times at the moment so I thought I would give you a few challenges that will hopefully make you and your families laugh.

On the next few pages you will find some fun challenges inspired by Monsters for each area of Design and Technology.

Email your D&T teacher (Y7 Mrs Brewer- rbrewer@southwolds.notts.sch.uk and Y8 Mr Barrell- sbarrell@southwolds.notts.sch.uk) with your creations and we will look at getting them put on the school Twitter.

If you do some sketched designs to go with the model we will be even more impressed so please send them to us too!

See the next slide for further inspiration!

Art and Design Technology Creative Task 2

BE CREATIVE

Design and Make a Monster using any Milk of Juice carton plus other found items in your homes.

#1

THE DYT MONSTER CHALLENGE

EAT WELL

Feed your family and make them smile by creating Monster Food. Remember to wash your hands!

#2

THE DYT MONSTER CHALLENGE

GET SEWING

Raid your odd sock drawer and make a sock monster or have a go at making a monster PomPom.

#3

THE DYT MONSTER CHALLENGE

GET DRAWING

Practice your drawing skills by creating a unique monster. Maybe use your little sister as inspiration!

#4

THE DYT MONSTER CHALLENGE

Art and Design Technology Creative Task 2



Examples of Year 8 Monsters

1.



2.




3.



4.



5.



9.

1. Harriet H, 2. Harvey S, 3. Demi B, 4. Izzie P,
5. Izzie P, 6. Rebecca B, 7. Jamie A-J, 8. Finlay H,
9. Emily D

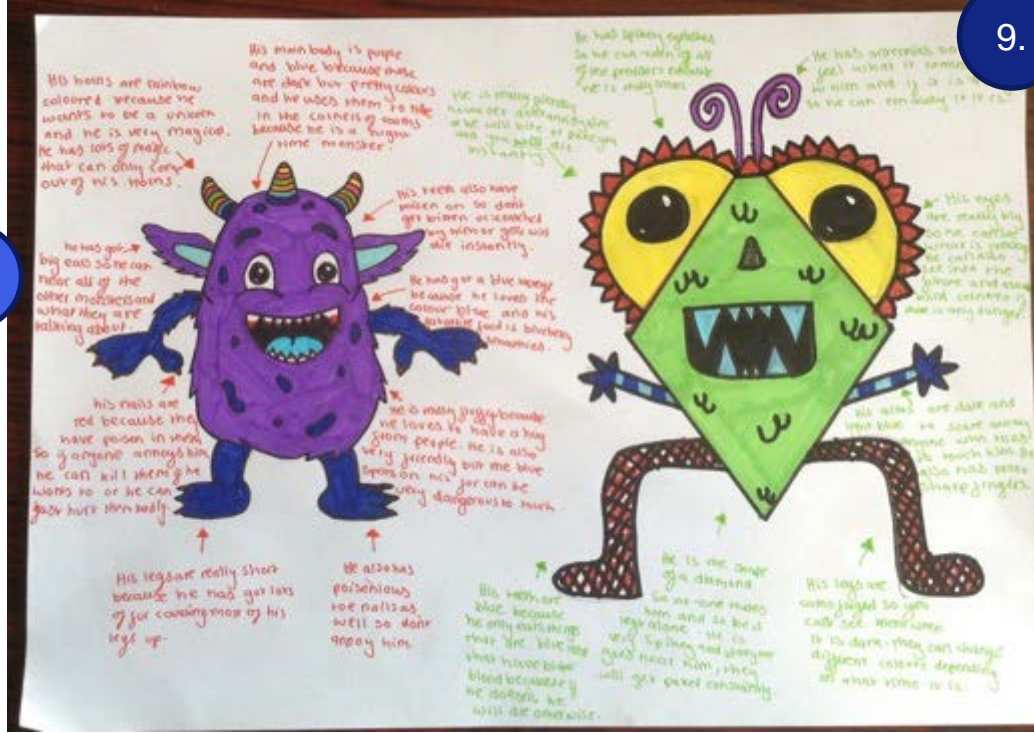
6.



7.




8.







Examples of Year 7 Monsters



1. Ellie E, 2. Evie M, 3. Jack S, 4. Ellie-Mae P, 5. Jakob L,
6. Noah G, 7. Jenson P, 8. Ash W, 9. Ethan D-P, 10. Joe S



These are a few different designs...

These are
some all
pearl
designs.



These are
some all
shiny
designs.

These are a
mix of pearl
and shiny
+ designs.



3D Loch ness monster model
By Oliver B in Year 8

Building creatures with
beads +instructions
By Emily D in Year 8



There are several things we are trying to do in EP but three things that this project is about are:

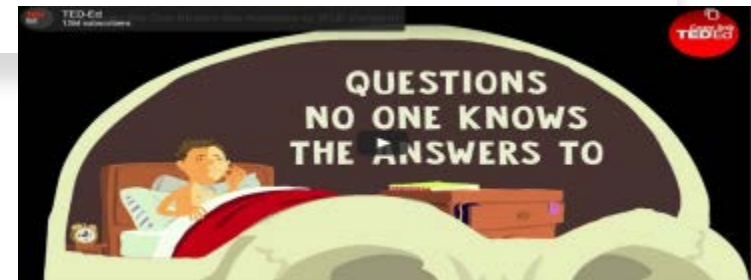
- Thinking deeply
- Thinking from different points of view e.g. what is it like to be in someone else's shoes
- Thinking about spirituality which is to do with feeling a connection to 'something greater' than yourself...this could be God, but it could also be family, music, art or nature.

I would like you to complete a written task on a piece of A4 or A3, you can also add pictures (hand drawn or cut and pasted from google) **about one of the themes above** (you could try to cover more than one of the themes but this would be hard!). Your work could be about a film you've watched, a book you've read or a TV programme you've watched.

My son says he would do it on the Disney Film Moana as this made him 'think deeply' about whether there is a plan for your life. If he did this he would need to include detail on what Moana is about and what it made him think about.

I've also attached a YouTube video below as this was on my 'suggested list' and also made me think very deeply about loads of questions I don't know the answer to. Click on the image below for the link.

Ethics and Philosophy Project




Winners/examples of EP Project Work

Joseph CB (8Y) - chose the theme 'thinking deeply' and created an awesome piece of work on the hunger games and the question 'Is fear enough to oppress an entire population?' A really optimistic celebration of democracy, well done Joe!

Eden H (7k) - thought deeply and showed great empathy by creating a piece of work on 'LGBT+ Representation in Video Games'. I love Eden's points about accepting yourself and accepting others.

Albert R (7T) - showed excellent thought and also empathy by creating a piece of work around the Netflix series 'Our Planet'. It's reassuring to see that our students care about the environment and other species.

Mika P (8R) - Excellent thinking about knowledge. The way Mika considered what we can know but also the question of whether knowing everything would be good showed excellent insight, well done Mika!



Winners/examples of EP Project Work

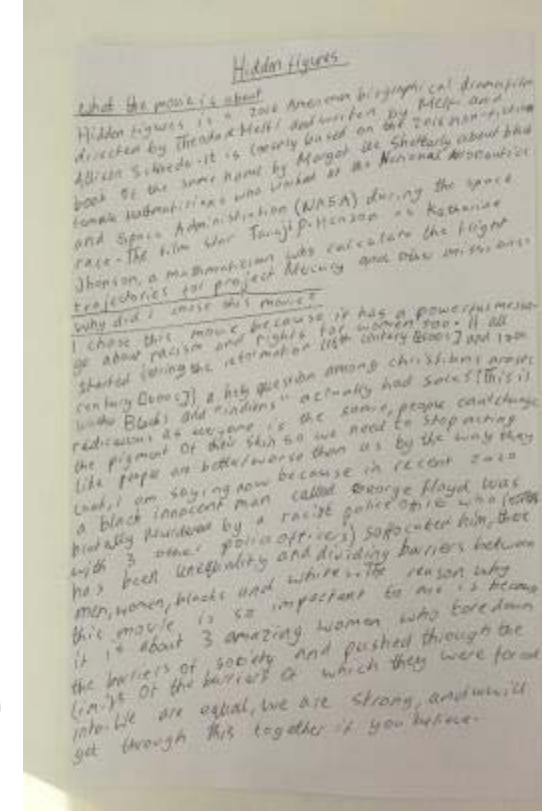

Emily D (8K) - Showed incredible depth of thought about the value of nature and covered the theme of spirituality/feeling a connection. Beautiful and inspiring work, well done!

Ava C (7E) - Great work on on the book/film 'Hidden Figures' which is about the work of black women who helped win the 'space race'. Ava made some excellent points about equality and breaking down barriers.

There were so many excellent pieces of work so below are a few honourable mentions:

- Harry R on the Avengers
- Josh L - great empathy with children in India
- Marissa L on 'Walt Before Mickey'.
- Alana G on 'A Dog's Purpose'.
- Nathaniel C on empathising with 'Private Peacful'
- Ollie B on 'Walking With Dinosaurs', very original Oli :)
- Ethan DP on gardening and spirituality
- Jack C showed great open-mindedness and an admirable willingness to understand others
- Bertie F showed awesome thought about freedom and control via The Avengers
- Holly C completed a brave piece of work on Art and spirituality.
- Keira C completed an inspiring piece of work on 'Finding Nemo' - 'not all who wander are lost.'

Thank you to everyone who submitted their EP work - you are inspiring to work with :)



on.

Edith H (7Y) completed an incredible piece of work on the film 'Wonder'. Edith showed excellent coverage of all aspects of the project brief; deep thinking, excellent empathy and an understanding of spirituality. Well done Edith, your work is awesome.

Jorja E (8Y) worked incredibly hard on 'Brooklyn 99' covering issues of discrimination and even completed sketches of key characters. Brilliant work Jorja!

Abigail C (7K) completed 2 word processed pages on the Netflix series 'Once Upon a Time' and raised some excellent questions:

- Have we forgotten about past lives?
- Are there other realms or worlds?
- Are our futures written by someone already?



For the Drama project I asked students to begin by creating a character. I suggested one possible way of doing this using an object as a starting point but left it to individuals to decide how their character was created.

Students were then asked to write or perform a monologue for this character.

Originally I intended to choose some 'winners' but I have decided against this as so many of them were so good I don't want to have to choose. One of the things I really like is the range of styles that have been used - interior, exterior, soliloquy, making use of other 'silent characters and even one that was written in verse. Some are sad, some are funny and some are surreal. Reading, watching and listening to them has been a real pleasure.

On the following slides are some examples from both year 7 and year 8 but these are just to give a flavour of the work that was done and shouldn't be seen as being singled out above lots of the others.

When creating drama our personal experience is often a very valuable resource and I think this may be the case with some of these. For that reason I have left them anonymous.

Drama Project

Drama Project

A young girl is sat at the kitchen table. She sits there staring into the distance. Her stuffed animal is sat beside her, also staring into the distance. The girl's face is pale and tired looking. She is wearing her old nighty and her hair is in a messy bun. If you were to look at her feet, you would see a pair of bright yellow slippers with a small duck face on. On one of the slippers an eye is missing from the duck's face. Overall she looks a mess.

I woke up this morning feeling lonely and bored, like all the other days. I rolled over and became aware that my stuffed animal was face to face with me. Some kids would have either pushed it out of bed or screamed because it had made them jump. But not me. I carefully sat upright so I wouldn't disturb my stuffed animal. At about 8 o'clock I went down the stairs towards my kitchen holding my laptop in one hand and clutching my stuffed animal in the other. As I walked down the wooden, creaky stairs, my yellow duck slippers made a quack sound although nowadays they sounded more like a dying duck yelping 'help me Mary'. The ducks guided me to my spot at the kitchen table. I have always sat here. Never sat anywhere else. Never once been offered a different chair. This is every school day of my life. Not fun and very boring.

My stuffed animal always sits on my lap. We talk to each other, him and I. I get so lonely so what else can I do? The kids at school said I was 'weird' and 'childish'. I was bullied at school. I think it was because I played with my stuffed animal at breaktime. I didn't have any friends. That is why I have ended up in homeschooling. Life is now on a loop. I feel like my duck slippers. I need help



Drama Project

Mum is tidying up. She opens a drawer to put something away. She finds a little box and wonders what is inside of it. She opens it up and sees a seashell wrapped in pink tissue paper. She remembers her grandma giving it to her when she was 12.

I remember this from when I was a little girl!

Mum lovingly holds the shell and smiles as she thinks of her special memories of her grandma.

You were such an amazing grandma and one of my best friends. We both loved the beach! It was our favourite place to be in the whole world and we had so many fun times there together. We paddled, made sandcastles, explored the rockpools, had picnics and did puzzles in our deckchairs! If it rained, we would shelter under towels and surfboards to keep dry!

We always held hands and laughed when nobody else did. Can you remember how we used to giggle at Grandad's white legs when he rolled his trousers up for a paddle?

And do you remember the time when you decided to actually come in the sea with us and how you lay there with the waves breaking on top of you? It was so funny and you were such fun to be with! I now have the same fun with Jack and he shares our love of the sea. I had the most magical childhood because you lived at the seaside. I loved coming to stay in your bungalow and I will never forget the lovely sea view and garden you had. I loved to look out of the window and count how many boats I could see. I have dreams that I'm still visiting you there and you've inspired me to follow in your footsteps and live near the sea when I retire. I want to house "Thalassa" so it has the same name as yours. I really miss you Grandma and wish you were still alive although you would be 114 now! It's hard to believe I've been without you for 21 years now but at least I will never be without the memories of all the special times we spent together. I love you millions Grandma

Mum kisses the shell and puts it back in the box to keep it safe.



Drama Project

God's Rude Awakening

God sits up after sleeping on a cloud for six months

God: Crikey my head is throbbing **(he walks to the cupboard and grabs an aspirin tablet)** So lets have a look what's going on down there then. **(Opens the cloud with his hands)** Where are all the people? I swear it's nearly summer and it's a wonderful day. **(flicks on the television)** So what's all this about a virus then?

His phone rings. It is his supervisor who says he's been calling for months

Social what? Social distancing, what's that? Black lives matter? What does that mean? oh right, right, oh dear me we need to get all this sorted then. **(God shakes his fist)** These lazy humans are doomed as a species. Good luck earth.



Drama Project

I was three years old when my father went to war **(nervous laugh)**. Everyone knows how horrible WW2 was, as there are people like me still alive. We are here to tell our stories **(adjust glasses and pause)**.

As I was only little, my memory is faded but I remember some of the most terrible times. I remember my mother's face when she heard about my father having to leave to be a soldier. I was having to be evacuated to a country village. I remember the train whistling to warn us it was leaving. Every other child's face was full of terror because of evacuation. My eyes were full of tears, but I was trying to be very brave. I squeezed my teddy tightly **(squeeze teddy)**.

My mother gave me her watch just before the train was about to leave. It was her mother's and then hers. Now it was mine. It had been through tough times. It's important to me because it's a special reminder of my family. My sister didn't get anything because my mother hoped we'd stick together but no. We were separated. I lost my whole family. I felt bad for her. Now I was on my own **(she looks around)**

I looked at my watch on the train and checked it nearly every 5 minutes, hoping the war would soon be over, so I could go back home again. I didn't really think about time much, until I figured out how to tell the time. I guess I was a bright kid and learnt very quickly. Now time would become very important. Now every time I looked at my watch, I would think about my mother **(pause)**.

Every night at my new home, I put it safely next to my bed before I went to sleep. At least a year later, I thought I would never be going back home. Would my watch ever show me the time I was going to catch the train back home? **(opens hands and looks up)** One day, of course, it did.

That watch is very old and very valuable **(pause...)** Precious to me anyway. **(gaze at wrist with affection)**

I have a daughter who owns it now and it helped me teach her how to tell the time and to show her something that her grandmother owned and her great grandmother. Even if she doesn't know the past owners from our family, it doesn't mean it will not be precious for her and her children, because **they** will eventually own it and the watch will have passed through several generations. Sometime in the future, wherever it is, it will be a reminder to the wearer of sad times of separation in the war and also ever reunited as a family **(clutch wrist and gaze again at the special memento)**.



Drama Project

A timer goes off. Ally pulls out a pasta ready-meal from the microwave and grabs a coca-cola can from the fridge. She places them on the side as she rummages through one of the kitchen drawers

Come on! I had it yesterday! I swear I put it back in here.

She looks inside the CD-player

Oh maybe I didn't take it out. At least I have found it.

She presses start on the CD player. Suddenly a voice starts to play. It's a woman's voice. She isn't singing she is just softly talking.

If I close my eyes it's like she is in the room.

Ally closes her eyes



I wish she was here with me. I wish she would have let me open a café near home instead of moving across the world. I know moving to California was my dream but, is it worth feeling so lonely. The gentle tone of her voice makes me feel happy but when I open my eyes...

She opens her eyes

...I look around and see my dull, bare apartment above my café.

The tape stops.

I better start eating my dinner.

She grabs a knife and fork and takes her first bite

Well that went cold quick!

She picks up her phone and opens a calendar app

72 days. Only 72 days left before I can hear her voice in person again. I can survive another 72 days right?

Drama Project

An old man is sitting in an armchair under the shaded deck of an old shack staring into the hidden lake. He holds an old camera. He sheds a single tear which drops onto his jacket.

I miss you my darling, everyday. I cannot believe it was sixty years ago today when we got engaged. It saddens me to know you never walked down the aisle. I remember that day, you were sat on the leaning willow and I was taking pictures of you. You had a glint in your eye and it was at that moment that I knew that I had to marry you.

As the sun was setting that was the moment I proposed to you. You said yes. But it was not to be. I keep those pictures locked away because it breaks my heart to see them. It's the camera that keeps reminding me of you.

