

**SUMMER**  
**TRANSITION**  
**WORK**  
**2026**



Subject:

# Contents

Business

English Language

Graphics

Physical Education

Biology

English Literature

History

Physics

Chemistry

Fine Art

Mathematics

Politics

Computer Science

French

Photography

Product Design

Core Maths

Psychology

Economics

Spanish

Textiles



# Introduction

There are exciting times ahead! You have finished your GCSEs and are about to embark on A Levels which means you no longer HAVE to do all those subjects you felt were a chore and get to focus on the subjects you really enjoy and that are the gateway to your future!

However, the downside is that A Levels are tough. They are a lot harder than GCSEs, in fact, the jump between GCSE and A Level is bigger than the jump from A Level to degree level.

We don't want to scare you, Sixth Form and A Levels are great, but you do need to be committed, and you do need to get ahead of the game, that's why we have made this booklet.

You are expected to complete the induction tasks for each of the A Level subjects that you have chosen over the remaining summer term. Completing these tasks will help you transition more easily in September and understand what to expect in your lessons.

We look forward to seeing you in September to start the next exciting phase in your future!



**SUMMER**  
**TRANSITION**  
**WORK**  
**2026**

Subject: **Art: Fine Art**

**EXAM BOARD & SPECIFICATION LINK**



[Specification Link](#)

**INDUCTION TASKS TO COMPLETE (DEADLINE 7<sup>th</sup> SEPT)**

As an introduction to the course we would like you to create a Summer Journal.

This could be inside a sketchbook, notebook, book or any display method of your choice. We encourage you to visit Art galleries (locally or nationally) and look around you in the environment/ online for inspiration.

The purpose of you completing this is to explore your own creativity, gather ideas of things around you that inspire you, develop your own ideas and methods of how to record them.

Within your journal you need to include the following:

- When attending exhibitions - make notes, draw any work, take photos, collect leaflets/postcards
- Any artist research found, notes made about the work, images of anything visual you find inspiring
- Your own photography – it could be places you have visited during the summer/anything documenting your creativity
- At least 5 of your own sketches, drawings, paintings, digital art, collages, mixed media experiments



**WIDER READING TO COMPLETE:**

- Visit any art galleries for inspiration
- Some local galleries:

- <https://nottinghamartmap.co.uk/>
- <https://www.nottinghamcontemporary.org>
- <https://www.surfacegallery.org>
- <http://www.nae.org.uk>
- <https://www.lakesidearts.org.uk>

- Research Pinterest for examples of Art journal/sketchbook layout

**For September 2026:**

- You will need an A3 white paper sketchbook
- You can either buy them from us in September or source one from an art/craft shop such as Hobbycraft/ The Range
- Bring all the Summer work when you return on your first day back.

**STAFF CONTACT DETAILS IF YOU HAVE ANY QUESTIONS:**

You can email **Mrs Hunt** if you have any questions regarding the course or this induction task: [ahunt@southwolds.uk](mailto:ahunt@southwolds.uk) For the best chance of a quick reply, please do this before the summer, summer emails will get a slower response

**BACK TO CONTENTS**



Subject:

# Art: Photography

## INDUCTION TASKS TO COMPLETE (DEADLINE 7<sup>th</sup> SEPT)

Please join the Google Classroom, join code: **yfulgaec**

You will need to complete a series of photo-shoots based on the themes below. Before you start the photoshoot you need to research a professional photographer or have a very clear inspirational image.

**Your research should inform your photo-shoots as to the theme and style of photography.**

You need to show all 4 objectives for each shoot.

- **Context slide explaining your shoot (inspiration). Minimum 2 shoots**
- Recording slide with all your photographs (minimum 25 per shoot)
- **Editing slide (use photopea if you do not have Photoshop)**
- Best edit/final response slide

### Themes:

**Structures (Natural or person made)**

**Black and White**

**My World**

## EXAM BOARD & SPECIFICATION LINK



[Specification Link](#)

## WIDER READING TO COMPLETE:

- Visit any art galleries for inspiration.
- Research Aperture, shutter speed and ISO settings for SLR camera.
- Research Pinterest for more photographic examples.
- Watch any YouTube videos.
- Watch any relevant TV programmes.

## STAFF CONTACT DETAILS IF YOU HAVE ANY QUESTIONS:

You can email **Mrs Hunt** if you have any questions regarding the course or this induction task: [ahunt@southwolds.uk](mailto:ahunt@southwolds.uk) or the best chance of a quick reply, please do this before the summer break, emails during the summer break will get replies but these may take longer.



Subject:

# Biology

## INDUCTION TASKS TO COMPLETE (DEADLINE 7<sup>th</sup> SEPT)

Please click on the link below:

[Biology transition guide.pdf](#)

Please complete the tasks in the attached pdf and bring into school for your first Biology lesson.

*If you are not currently a student at South Wolds, and struggle to access this document, please email me and I will share it with you.*

## EXAM BOARD & SPECIFICATION LINK



[Specification Link](#)

## WIDER READING TO COMPLETE:

- Search for 'Mr Pollock Biology' and watch some of his AS Biology videos.
- Follow New Scientist on social media to find out about cutting edge science
- Listen to 'Inside Science' podcast on BBC to find out about real world science

Book recommendations:

- The Epigenetics Revolution by Nessa Carey
- The Immortal Life of Henrietta Lacks by Rebecca Skloot
- The Autobiography of a Species in 23 Chapters by Matt Ridley
- The Selfish Gene by Richard Dawkins:

HIGHLY RECOMMENDED:

- Buy 'Head start to Biology A Level' by CGP £5. ISBN: 978 1 78294 279 5 and work through this during the summer-  
<https://www.cgpbooks.co.uk/secondary-books/as-and-a-level/science/biology/bbr71-head-start-to-a-level-biology>

## STAFF CONTACT DETAILS IF YOU HAVE ANY QUESTIONS:

You can email **Mrs Baker** if you have any questions regarding the course or this induction task:  
[lbaker@southwolds.uk](mailto:lbaker@southwolds.uk)



## INDUCTION TASKS TO COMPLETE (DEADLINE 7<sup>th</sup> SEPT)

Please complete this task:

Choose a business you would like to investigate and find out:

1. What are their marketing 'objectives?'
2. Give examples of their 'product mix'
3. Who is their 'target market?' (for one of their products)
4. What's the 'price' of this product?
5. Fully detail a recent 'promotional' campaign for this product.
6. How can their customers buy this product? 'Place'

**Produce a Poster/Leaflet containing the information above.**

It must be professionally produced, include evidence of research (facts/figures) and be visual (use of images)

## EXAM BOARD & SPECIFICATION LINK



[Specification Link](#)

## WIDER READING TO COMPLETE:

1. In order to complete the Business Investigation:
  - Use any business textbook or internet research to find meaning of business terms. (eg 'product mix', 'target market')
  - Look at company annual reports for their objectives.
  - Look on company websites for examples of products and past promotions.
  - Look on Youtube for videos of past advertisements.
  - Look generally in shops/ask parents for prices/places you can buy

**\*\* This poster/leaflet needs to be brought to your first lesson in September. You will be expected to present this to the class in the first week of Year 12\*\***

## STAFF CONTACT DETAILS IF YOU HAVE ANY QUESTIONS:

You can email **Mrs Spencer** if you have any questions regarding the course or this induction task: [sspencer@southwolds.uk](mailto:sspencer@southwolds.uk). For the best chance of a quick reply, please do this before the summer break, emails during the summer break will get replies but these may take longer.



Subject:

# Chemistry

## INDUCTION TASKS TO COMPLETE (DEADLINE 7<sup>th</sup> SEPT)

### Video Task:

CrashCourse (Link in the box on the right) are a series of videos which we recommend students to watch as additional homework at the relevant points throughout the course. In preparation please watch these videos and make notes on the content.

- The Nucleus (Episode 1)**
- The Periodic Table (Episode 4)
- The Electron (Episode 5)**
- Atomic Hook-Ups (Episode 22)
- Nomenclature (Episode 45)**

The videos are quite fast so you will need to pause repeatedly to make effective notes. You should be aiming for 1-2 sides of notes **per video**.

## EXAM BOARD & SPECIFICATION LINK



[Specification Link](#)

## WIDER READING TO COMPLETE:

### **CrashCourse Playlist:**

<https://www.youtube.com/playlist?list=PL8dPuuaLjXtPHzzYuWy6fYEaX9mQQ8oGr>

### **Further resources:**

Chem Guide (<https://www.chemguide.co.uk/>)

RSC (<https://www.youtube.com/user/wwwRSCorg>)

## STAFF CONTACT DETAILS IF YOU HAVE ANY QUESTIONS:

You can email **Mr Buttery** if you have any questions regarding the course or these induction tasks: [cmatters@southwolds.uk](mailto:cmatters@southwolds.uk). For the best chance of a quick reply, please do this before the summer break, emails during the summer break may take longer for replies.








Subject:

# Computer Science

INDUCTION TASKS TO COMPLETE (DEADLINE 7<sup>th</sup> SEPT)

## Programming Challenges (complete all)

-  **Fruit Machine** Write a program to simulate a Fruit Machine that displays three symbols at random from Cherry, Bell, Lemon, Orange, Star, Skull. The player starts with £1 credit, with each go costing 20p. If the Fruit Machine “rolls” two of the same symbol, the user wins 50p. The player wins £1 for three of the same and £5 for 3 Bells. The player loses £1 if two skulls are rolled and all of his/her money if three skulls are rolled. The player can choose to quit with the winnings after each roll or keep playing until there is no money left.
-  **Fibbing** Create a program that will calculate the Fibonacci Sequence to 10 places. Extensions: 1. Allow the user to specify the number of places generated 2. Print this in reverse order 3. Display the total of all the numbers shown
-  **Logic Gate** Write a program that will give the students the answer to logic gate questions For example: Enter logic gate : OR Enter first input : 1 Enter second input : 0 Result = 1 It should work for the logic gates OR, AND, XOR, NAND and NOR
-  **Sing Along** Create a program that prints the lyrics to the song ‘10 green bottles’ in as few lines of code as possible. Extension: 1. Develop this program so that you can enter any starting number and it will count down from there
-  **Secret Ciphers** Have the programme encrypt messages using one of the following ciphers: Vigenere, Vernan, Caesar. The cipher can ignore numbers, symbols and whitespace. Extension: Create separate functions for each Cipher and allow the user to choose which one to use. Have the programme decrypt messages also.

EXAM BOARD & SPECIFICATION LINK



[Specification Link](#)

WIDER READING TO COMPLETE:

Computerphile

<https://www.youtube.com/user/Computerphile/videos?view=0&sort=dd&flow=grid>

Craig n Dave

[https://www.youtube.com/channel/UC0HzEBLIJxlwBAHJ5S9JQg/playlists?shelf\\_id=10&sort=dd&view=50](https://www.youtube.com/channel/UC0HzEBLIJxlwBAHJ5S9JQg/playlists?shelf_id=10&sort=dd&view=50)

STAFF CONTACT DETAILS IF YOU HAVE ANY QUESTIONS:

You can email **Mrs Rowe** if you have any questions regarding the course or this induction task: [arowe@southwolds.uk](mailto:arowe@southwolds.uk). For the best chance of a quick reply, please do this before the summer break, emails during the summer break will get replies but these may take longer.



Subject:

# Economics

EXAM BOARD & SPECIFICATION LINK

edexcel 

[Specification Link](#)

## INDUCTION TASKS TO COMPLETE (DEADLINE 7<sup>th</sup> SEPT)

Economics is not about memorising facts. It is about answering difficult questions that governments, businesses and individuals face every day.

Before you start Year 12, you are going to investigate **two of the most influential economists in history**:

**Adam Smith** – often called *the Father of Economics*

**John Maynard Keynes** – the economist who changed how governments respond to economic crises

By September, you should be ready to argue which economist has had the greater impact on the modern world.

### Part 1– Become the Expert

Answer the following questions in your own words.

#### Adam Smith

Research and explain:

What did Adam Smith believe was the best way for an economy to work?

What is meant by the **Invisible Hand**?

Why did Smith believe competition was important?

What role should governments play in the economy according to Smith?

Can you identify examples of Adam Smith's ideas in today's economy?

#### John Maynard Keynes

Research and explain:

Why did Keynes disagree with Adam Smith?

What happened during the Great Depression?

Why did Keynes think governments should spend money during recessions?

What is **aggregate demand**?

Can you identify examples where governments have followed Keynes' ideas?

### Part 2 – The Billion Pound Question

Imagine you have become Prime Minister.

The economy is facing:

- Rising unemployment
- High inflation
- Slow economic growth

Write **200 words** explaining:

- Which economist would you follow?
- Why?
- Which policies would you introduce?
- What are the strengths of your approach?
- What criticisms might people make?

Use economic evidence to support your answer.

## WIDER READING TO COMPLETE:

- Books by Tim Harford (The Undercover Economist / Logic of Life / Fifty Things that Made the Modern Economy / Adapt)- all Harford's books are highly readable and introduces basic economic concepts into real world scenarios.
- Nudge – Thaler and Sunstein - this illustrates a number of key principles of behavioural economics, and then delves into a range of social issues that could benefit from nudges such as our finances, the environment and health.
- Freakonomics – Levitt and Dubner. This book became so popular that there is now some academic snobbery against it,
- but it is still an interesting and easy read.

## STAFF CONTACT DETAILS IF YOU HAVE ANY QUESTIONS:

You can email **Mr Wall** if you have any questions regarding the course or this induction task:

[mwall@southwolds.notts.sch.uk](mailto:mwall@southwolds.notts.sch.uk)



Subject:

# English Language

## INDUCTION TASKS TO COMPLETE (DEADLINE 7<sup>th</sup> SEPT)

### YOU HAVE 4 MINI PROJECTS TO COMPLETE

Details of the projects with helpful links can be found here:

<https://drive.google.com/a/southwolds.notts.sch.uk/file/d/1NNMvxoxyqfPBjz1W9Pye2ACLSuhAg6VP/view?usp=sharing>

- 2 – Language Profile
- 5 – Language Fingerprints
- 7 - Textercise
- 13 – A Language Diary

Choose how you want to record or show your findings and reflections from these 4 tasks.

### TO HELP, YOU CAN ALSO:

Begin your introductory study and further research into some of the core aspects of the A-level. This reading booklet is designed to bridge GCSE to A level. It is optional but we recommend you read a couple of sections that interest you.

<https://drive.google.com/a/southwolds.notts.sch.uk/file/d/1DLSzOeyRLuEamqcYdljn7USZi0AvW-Z/view?usp=sharing>

## EXAM BOARD & SPECIFICATION LINK



[Specification Link](#)

## WIDER READING TO COMPLETE:

The optional activity booklet and articles linking to this are a great place to start as these are source texts produced for A level students.

One linguist who is popular and accessible is David Crystal. You can find a range of his articles here: <http://www.davidcrystal.com/books-and-articles>

Use [myEnglishGrammar.com](http://myEnglishGrammar.com) to strengthen your knowledge of grammar before the course starts.

## STAFF CONTACT DETAILS IF YOU HAVE ANY QUESTIONS:

You can email **Ms Shaw** if you have any questions regarding the course or this induction task: [englishdept@southwolds.uk](mailto:englishdept@southwolds.uk)



Subject:

# English Literature

## INDUCTION TASKS TO COMPLETE (DEADLINE 7<sup>th</sup> SEPT)

Over the summer, you need to acquire a copy of *The Great Gatsby* by F. Scott Fitzgerald and read it (ISBN:185326041X).

We would then like you to write a **500 word analysis** of chapter 1 of the novel based on one focus from the following:

- The narrator
- Setting
- The presentation of men and/or women
- Gatsby

### TO HELP, YOU SHOULD ALSO:

- Research life in 1920s America and present your findings in a creative way such as a mood board, an illustrated mind map, a piece of artwork or even a short documentary
- Read another short-story by Fitzgerald and compare similarities and differences – examples include ‘Bernice Bobs Her Hair’ or ‘Diamond as Big as the Ritz’
- Research F. Scott Fitzgerald and produce a biographical summary

## EXAM BOARD & SPECIFICATION LINK



[Specification Link](#)

## WIDER READING TO COMPLETE:

In addition to your work on *The Great Gatsby*, it would be advantageous for you to complete some independent reading of literary fiction in preparation for your NEA.

Your NEA is a 2,500 word comparative essay on two texts of your choice. (One has to have been published pre-1900\*)

Students often find it difficult to choose two texts if they do not read widely, so take this opportunity to read and keep a log of what you are reading – including key themes/ideas that crop up in the books.

There is a suggested reading list, organised by theme when you click on the link that you could use for inspiration.

[https://drive.google.com/file/d/1CReGng\\_H\\_Qm\\_aoJKJ10QrKl6gxlBYfYl/view?usp=sharing](https://drive.google.com/file/d/1CReGng_H_Qm_aoJKJ10QrKl6gxlBYfYl/view?usp=sharing)

### ADDITIONAL READING

*How to Read Literature* by Terry Eagleton is a great introduction into the study of literature at A Level and beyond. This might be something you want to look at reading too.

## STAFF CONTACT DETAILS IF YOU HAVE ANY QUESTIONS:

You can email: [englishdept@southwolds.uk](mailto:englishdept@southwolds.uk) if you have any questions regarding the course or this induction task:





## INDUCTION TASKS TO COMPLETE (DEADLINE 7<sup>th</sup> SEPT)

1. Buy the A-level grammar book and complete the transition section:

<https://www.amazon.co.uk/AQA-Level-French-Translation-Workbook/dp/0198415532>

2. Select an activity from the wider reading list to complete and bring in to the first lesson.

## WIDER READING TO COMPLETE:

- Watch a French language film of your choice, in French with English subtitles.
- Research a male and a female French or Francophone famous person and find out what kind of role model they are.
- Listen to the radio in French (there are lots of apps if you search for this)
- Read the French news: [www.france24.com](http://www.france24.com) or [www.lemonde.fr](http://www.lemonde.fr)
- Choose one of the French regions, e.g. La Loire, research it, and produce a 5-minute presentation in French or a French tourist guide.
- Listen to a French podcast (e.g. news in slow French).

## STAFF CONTACT DETAILS IF YOU HAVE ANY QUESTIONS:

You can email **Miss Dixon** if you have any questions regarding the course or this induction task:

[hdixon@southwolds.uk](mailto:hdixon@southwolds.uk)



Subject:

# Graphics

## INDUCTION TASKS TO COMPLETE (DEADLINE 7<sup>th</sup> SEPT)

1. Look on Pinterest and other websites or magazines and find 3 different graphic artists or illustrators (or brands) that have work that inspires you. Create a mood board for each so we can discuss them- you can do the mood boards in a sketch book or digitally using PowerPoint or similar software.

2. If you have a suitable computer/tablet, try out online software such as Photopea (free) or any graphics software and practice your digital graphic skills, there are loads of tutorials online that you could try out. Keep any good examples to show me- they may even go into your sketchbook when we get back. If you can't use this software try drawing apps (such as ProCreate) on your tablet or and get proficient at those.

3. Try some sketching tutorials on YouTube or skill sharing websites. You could also try painting, graphic markers, photography, look at screen printing or lino printing. Whatever resources you can get your hands on to experiment. The more skills you have the more options you have when it comes to completing your work.

## EXAM BOARD & SPECIFICATION LINK



[Specification Link](#)

## WIDER READING TO COMPLETE:

Use Pinterest, go to galleries, look around shops. Take in Graphics wherever you see them. Take photos on your phone, be inspired by everything!

Watch YouTube videos of students talking through their A Level Graphic Communication sketchbooks to be inspired.

Follow graphic designer accounts on Instagram such as:

- Logotutorials
- Brandbrainy
- Uxbrainy
- Dope.motions
- Logo4show

There are loads of different design accounts that you can follow to be inspired and learn tips and tricks.

## STAFF CONTACT DETAILS IF YOU HAVE ANY QUESTIONS:

You can email **Miss Aston** you have any questions regarding the course or this induction task: [saston@southwolds.uk](mailto:saston@southwolds.uk). For the best chance of a quick reply, please do this before the summer break, emails during the summer break will get replies but these may take longer.



## INDUCTION TASKS TO COMPLETE (DEADLINE 7<sup>th</sup> SEPT)

### ACTIVITIES:

#### Russia Tasks for Mrs Shirra:

1. Find Episode 3 (The Road to Revolution) of **Empire of the Tsars - Romanov Russia** by Lucy Worsley. It's on the BBC iPlayer.
2. Watch the programme, stopping every five minutes to write down a couple of key pieces of information
3. Watch the programme a second time and go back over your notes checking they make sense, adding headings and underlining key words.
4. Produce fact files for Tsar Nicholas II and Vladimir Illyich Lenin. Focus briefly on their backgrounds but in more depth on their positions during WW1 and in Russia in 1917. Use at least three different sources of information to produce your fact files.

#### Tudors Tasks for Miss Ward

1. Create a 500 word summary and/or diagram of the War of the Roses.
2. Make a timeline of Henry VII's life from birth until he takes the throne in 1485.
3. Use at least three different sources of information to produce these tasks.

## EXAM BOARD & SPECIFICATION LINK



[Specification Link](#)

Topic Codes:  
1C Tudors and 2N Russia


### WIDER READING TO COMPLETE:

If you like historical fiction, the books in the Moscow Trilogy by Simon Sebag Montefiore span the Russia course. Philippa Gregory's novels are a good insight to the Tudors course.


**Things you need to do/buy to be ready for September...** Equip yourself with folders, file paper, pens and a highlighter.

**Textbooks** (these cover the two year course)

Russia: Revolution and Dictatorship:  
Russia 1917-1953 by Chris Rowe and Sally Walker, Oxford University Press.  
**ISBN: 0198354584**



Tudors: The Tudors: England 1485-1603  
By Series Editor Sally Waller and Author Michael Tillbrook.  
**ISBN: 978-0-19-835460-4**



## STAFF CONTACT DETAILS IF YOU HAVE ANY QUESTIONS:

If you have questions regarding the course or this induction task you can email **Mrs Shirra** [sshirra@southwolds.uk](mailto:sshirra@southwolds.uk) or **Miss Ward** [kward@southwolds.uk](mailto:kward@southwolds.uk)



To view Further Maths specification click the link above and select Further Maths from the drop down menu.

## INDUCTION TASKS TO COMPLETE (DEADLINE 7<sup>th</sup> SEPT)

You will need to review these topics from GCSE to prepare for your maths baseline assessment which is on **Wednesday 2nd September AT 2pm in M7**- you can look on Corbett Maths, Mathsgenie or Dr Frost for extra practice

- Manipulating and simplifying algebra
- Indices
- Solving equations and inequalities
- Simultaneous Equations
- Trigonometry
- Surds
- Functions
- Quadratics
- Trigonometry

Please join the Google Classroom (join code: **qz6xcuh**) for the Transition tasks. If you are taking further Maths you need to join both

### Further Maths

Please join the Google Classroom (join code: **gzvgyau**) for the Transition tasks.

*If you are not currently a student at the South Wolds Academy, you will need to email me so I can send you the tasks*

## WIDER READING TO COMPLETE:

Things you need to buy to be ready for September

- You will need either the Casio fx-991cw scientific calculator or the Casio CG100 graphical calculator (if you are also doing Further Maths then the graphical calculator is preferred)
- To avoid purchasing fake calculators, being sold on Amazon, we strongly recommend ordering yours via Parent Pay by 10<sup>th</sup> September, with delivery to school by 17<sup>th</sup> September.
- You will also need these 2 textbooks  
Edexcel A level mathematics Pure year 1 textbook  
Edexcel A level mathematics Statistics and Mechanics year 1 textbook

## STAFF CONTACT DETAILS IF YOU HAVE ANY QUESTIONS:

You can email **Miss Turnbull** or **Miss Williams** if you have any questions regarding the course or this induction task: [gturnbull@southwolds.uk](mailto:gturnbull@southwolds.uk) or [awilliams@southwolds.uk](mailto:awilliams@southwolds.uk)



Subject:

# Core Mathematics

## INDUCTION TASKS TO COMPLETE (DEADLINE 7<sup>th</sup> SEPT)

### FACT FINDING

Search out the following facts and figures and bring with you to the first lesson. You can add them to your exercise book and refer to them throughout the course.

Global population	Capacity of a swimming pool
UK population	Average stride length
London population	Average heart beats per minute
Nottingham population	Days in a year
Keyworth population	Weeks in a year
Area of a football pitch	Water consumption per person per day
Volume of a tennis ball	How many kilometres in a mile
Capacity of a swimming pool	How many pints in a litre

## EXAM BOARD & SPECIFICATION LINK



[Specification Link](#)

## WIDER READING TO COMPLETE:

- To be ready for September you will need to buy the Casio fx-991cw scientific calculator
- To avoid purchasing fake calculators, being sold on Amazon, we strongly recommend ordering yours via Parent Pay by 10<sup>th</sup> September, with delivery to school by 17<sup>th</sup> September.
- You will also need to bring £10 to school in week 1 in order to buy the text books and papers that you will need for the course.

## STAFF CONTACT DETAILS IF YOU HAVE ANY QUESTIONS:

You can email **Mrs Farrington** if you have any questions regarding the course or this induction task: [jfarrington@southwolds.uk](mailto:jfarrington@southwolds.uk)



Subject:

# Physical Education

## INDUCTION TASKS TO COMPLETE (DEADLINE 7<sup>th</sup> SEPT)

As part of the A level PE course, you are required to undertake an Evaluation and Analysis of Performance. In preparation for this you should complete the tasks below.

**Task 1: Find a short video clip of a performer taking part in YOUR CHOSEN A level sport.**

Task 2: Decide which of the skills you see during the performance are strengths and which are a weakness and complete the grid on the worksheet explaining how this affects the performance on the video.

**Task 3: Decide which of the tactics you see during the performance are strengths and which are a weakness and complete the grid on the worksheet explaining how this affects the performance on the video.**

Task 4 Decide which of the components of fitness you see during the performance are strengths and which are a weakness and complete the grid on the worksheet explaining how this affects the performance on the video.

To access the worksheet to fill in and more detailed instructions click [HERE](#)

Use the OCR A level syllabus to ensure you cover all the required skills and tactics for your sport. This can be found by using the following link:

<https://www.ocr.org.uk/Images/234840-guide-to-non-exam-assessment-as-and-a-level.pdf>

## EXAM BOARD & SPECIFICATION LINK

**OCR**  
Oxford Cambridge and RSA

[Specification Link](#)

## WIDER READING TO COMPLETE:

### Complete an Action Plan

1. Select one of the major weaknesses you have identified.
2. Set a SMART target and explain how you will monitor progress towards this target.
3. Devise an 8 week training plan to improve this weakness. The plan should include progressive practices and detailed coaching points.

## STAFF CONTACT DETAILS IF YOU HAVE ANY QUESTIONS:

You can email **Ms Smith** if you have any questions regarding the course or this induction task: [msmith@southwolds.uk](mailto:msmith@southwolds.uk). For the best chance of a quick reply, please email before the summer break, emails during the summer will take longer.

BACK TO  
**CONTENTS**



Subject:

# Physics

## INDUCTION TASKS TO COMPLETE (DEADLINE 7<sup>th</sup> SEPT)

In order to prepare for the A level course, you are advised to purchase the study guide **New Head Start to A-level Physics** – see link <https://www.amazon.co.uk/New-Head-Start-level-Physics/dp/1782942815>

Work your way through each section over summer completing the questions at the bottom of each page. Produce a timetable to help you manage the workload over the holidays.

The above is what we have previously advised, this is normally completed after your exams. This year is a little different, so I have put together a much more robust and rigorous transition booklet to work through. This can be found on the Microsoft Team I have set up for your Physics group. Please join this if you are interested in taking the Physics A Level course, from there you will find more detailed instructions on what to complete over the next few months. The Microsoft Teams code is **Setydn1**.

*If you are not currently a student at South Wolds, you will not be able to access the Microsoft Team, so please email me and I'll sort that out for you!*

I would start with the transition booklet, complete that and then move on to the Head Start to A Level physics book, the more prepared you are starting the course the more enjoyable it shall be 😊

## EXAM BOARD & SPECIFICATION LINK



[Specification Link](#)

## WIDER READING TO COMPLETE:

- Subscribe to Physics review to regularly receive the magazine aimed at A level students studying Physics.
- **New A-Level Physics: Essential Maths Skills** a great book that covers all the maths skills needed in AS and A-Level Physics (the use of maths is required for up to 40% of the marks in the final exams and assessments)

Lastly, If you would like a printed copy of the transition booklet, please either email me or better yet, pop in and see me!

## STAFF CONTACT DETAILS IF YOU HAVE ANY QUESTIONS:

Mr Scragg or Mr Sykes: [bscragg@southwolds.uk](mailto:bscragg@southwolds.uk) or [psykes@southwolds.uk](mailto:psykes@southwolds.uk)

For the best chance of a quick reply, please do this before the summer break, emails during the summer break will get replies but these may take longer.



Subject:

# Product Design

## INDUCTION TASKS TO COMPLETE (DEADLINE 7<sup>th</sup> SEPT)

1. You need to be aware of, and be able to discuss, the work of influential designers and how their work represents the principles of different design movements, including:

- Phillipe Starck
- James Dyson
- Margaret Calvert
- Dieter Rams
- Charles and Ray Eames
- Marianne Brandt.

Task: Choose three of the designers above and present the following....

A mood board showing a wide range of the designers work

Identify which design movement or trends they work represents

Identify one piece of work that you appreciate from each of the three and explain why you like it as a piece of design

3. Carry out a design task: Choose on of the designers above to influence your work!

Design Brief: Design a Kitchen Utensils of your choice that reflex's the work of your chosen designer.

Task 3: Produce the following.....

- Identification of a particular kitchen utensil to focus on and present a wide range of existing products.
- Six initial design ideas coloured and annotated
- Two development Drawings of your ideas
- Present a final design concept and annotate with materials , construction techniques, how it functions! Use colour

## EXAM BOARD & SPECIFICATION LINK



[Specification Link](#)

## WIDER READING TO COMPLETE:

Use Pinterest, go to galleries, look around shops. Take in Products and product design wherever you see them. Take photos on your phone, be inspired by everything!

Watch YouTube videos of students talking through their A Level Product Design Work Have a browse through some of these fantastic Portfolios that have been created by Product Design and Industrial Design Students who have graduated from Loughborough University.

<https://www.behance.net/galleries/product-design>

## STAFF CONTACT DETAILS IF YOU HAVE ANY QUESTIONS:

**Miss Aston:** [saston@southwolds.uk](mailto:saston@southwolds.uk) For the best chance of a quick reply, please do this before the summer break, emails during the summer break will get replies but these may take longer.



Subject:

# Psychology

## INDUCTION TASKS TO COMPLETE (DEADLINE 7<sup>th</sup> SEPT)

Unlike many of your other courses, Psychology will be brand new to all of you. One of the things that you will learn quite quickly is that Psychology is all around you! We are all psychologists, in the sense that we are all interested in why we behave and think in the ways that we do.

1. I would like you to read the articles in the Psychology Update magazine. They are all about everyday normal human behaviours but explained and analysed from a psychological perspective. Pick out the article that most interests you and be prepared to discuss what you have learned with other students in class.
2. Read and make notes on the article **Stanley Milgram-The enduring legacy (P32)** about his very famous experiments on Obedience. This is a key study on the Psychology course.
3. Psychologists carry out lots of research in order to understand human behaviour. When doing that research, they must adhere to the BPS Ethical Guidelines, which are a set of criteria set down to ensure the study is designed and conducted in a moral and supportive way. Use the links to research these ethical guidelines and make notes on 5 of them.

## EXAM BOARD & SPECIFICATION LINK

edexcel 

[Specification Link](#)

### WEBLINKS for Ethics tasks:

[www.simplypsychology.org/Ethics.html](http://www.simplypsychology.org/Ethics.html)

[www.youtube.com/watch?v=1F2KmMihKJ4&list=PLPyIFM6OV7iscUdUE\\_0AXLcXvyb2zvmlb&index=56](http://www.youtube.com/watch?v=1F2KmMihKJ4&list=PLPyIFM6OV7iscUdUE_0AXLcXvyb2zvmlb&index=56)

[Psych-Update-Spring-Summer-2025-Issue-6](#)

## STAFF CONTACT DETAILS IF YOU HAVE ANY QUESTIONS:

You can email **Mrs Capewell** or chat to her in PSYCH 1 if you have any questions regarding the course or this induction task: [jcapewell@southwolds.uk](mailto:jcapewell@southwolds.uk) For the best chance of a quick reply, please do this before the summer break.



Subject:

# Politics

## INDUCTION TASKS TO COMPLETE (DEADLINE 7<sup>th</sup> SEPT)

Success in Politics requires a desire to understand the world around you. You are expected to be able to engage with the theoretical and conceptual material covered in class and apply this to the ever-changing political world. Politics students are active, passionate about their beliefs and willing to challenge assertions to initiate change.

If you want to do well in Politics you will need to listen to the news. A good starting point are podcasts such as 'the Rest is Politics', 'Pod Save America/Pod Save the UK', 'the News Agents', and the BBC's 'Americast'. The 'Today Programme' from Radio 4 also has a regular podcast or you can listen on BBC Sounds. Likewise, dipping into a quality broadsheet newspaper (Guardian, Times, Independent) and/or political magazine such as 'The Economist' or 'The Week' and subscribe to daily email/text alerts about breaking political news. In addition, political satire shows like 'Have I got News for You?', or Radio 4's 'The News Quiz' will test your grasp of what's been happening in any particular week – if you understand the comedy, you understand the politics!

**Your task for the summer to start listening, reading and watching. While you are doing this, write an overview of what you believe each of the major parties in the UK stand for.**

**Please also buy the first textbook we will use:**  
Hodder UK Government and Politics ISBN: 9781398311336  
(Look on Amazon marketplace for used copies!)



## EXAM BOARD & SPECIFICATION LINK



[Specification Link](#)

## WIDER READING TO COMPLETE:



## STAFF CONTACT DETAILS IF YOU HAVE ANY QUESTIONS:

You can email Mr Addis about any of the tasks – [iaddis@southwolds.uk](mailto:iaddis@southwolds.uk)





## INDUCTION TASKS TO COMPLETE (DEADLINE 7<sup>th</sup> SEPT)

1. Buy the A-level grammar book and complete the transition section:

<https://www.amazon.co.uk/AQA-Level-Spanish-Translation-Workbook/dp/0198415559>

2. Select an activity from the wider reading list to complete and bring in to the first lesson.

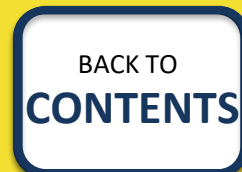
## WIDER READING TO COMPLETE:

- Watch a Spanish language film of your choice, in Spanish with English subtitles.
- Research a male and a female Spanish or Latin American famous person and find out what kind of role model they are.
- Listen to the radio in Spanish
- Read the Spanish news: <http://elpais.com/>
- Watch the news/ a television programme in Spanish: <http://www.rtve.es/>
- Choose one of the Spanish regions, e.g. Catalonia, research it, and produce a 5-minute presentation in Spanish
- Listen to a Spanish podcast (e.g. news in slow Spanish).

## STAFF CONTACT DETAILS IF YOU HAVE ANY QUESTIONS:

You can email **Miss Dixon** if you have any questions regarding the course or this induction task:

[hdixon@southwolds.uk](mailto:hdixon@southwolds.uk)



Subject:

# Textiles

## INDUCTION TASKS TO COMPLETE (DEADLINE 7<sup>th</sup> SEPT)

### Over the summer you should complete the following work:

- Choose a theme of your choice or pick one of the following themes:
  - Water
  - Time
  - Portraiture
  - Animals
  - Textures
- Take photographs based on the theme you have chosen. Make sure these photos are clear and thought out! We cannot use blurry images.
- Please can you have these photos available for your first lesson. They do not need to be printed just on your phone/emailed to yourself.
- Find a textiles artist who is relevant to your theme and collect some research – A small amount of information about the artist, your opinions of their work and a detailed description and analysis of one of the artist's pieces.
- You will need to purchase and use an A3 sketchbook to work in. This can be black, brown or white pages but must be A3.

## EXAM BOARD & SPECIFICATION LINK



[Specification Link](#)

## WIDER READING TO COMPLETE:

- If possible it would help if you could look at the following magazines – Vogue, Elle Decoration, Selvedge, World of interiors.
- Look on pinterest to familiarise yourself with A level sketchbooks.
- The V&A gallery, among others, are doing virtual exhibitions – take a look at these especially the DIOR exhibition.
- Look at the Fashion and Textile gallery website.
- Look at online blogs such as fast fashion.
- Lots of universities have virtual exhibitions of their end of year shows so try to have a look at these for inspiration.

## STAFF CONTACT DETAILS IF YOU HAVE ANY QUESTIONS:

You can email Miss Giugno if you have any questions regarding the course or this induction task: [bgugno@southwolds.uk](mailto:bgugno@southwolds.uk) For the best chance of a quick reply, please do this before the summer break, emails during the summer break will get replies but these may take longer.

